

Exhibition Walls for Rent

- (1) Exhibition Walls Detail
- (2) Installation Plan Examples
- (3) Examples of Unstable Structures
- (4) Rates and Quote Request

Exhibition Walls Details

(1)



4 AVAILABLE SIZES

Height : 10'
Width : 4'
Thickness : 2 1/8"

Height : 10'
Width : 2'
Thickness : 2 1/8"

Height : 9'
Width : 4'
Thickness : 2 1/8"

Height : 9'
Width : 2'
Thickness : 2 1/8"

WALL COMPOSITION

The walls are composed of two 1/8" thick masonite panels glued and nailed to a frame of seven 3/4" thick plywood boards. All walls are treated with flame-retardant products to meet the standards of the Service de sécurité incendie de Montréal.

INSTALLATION PLAN

The walls are not freestanding, but are supported by being assembled in U, H, S, T or L shapes. It is therefore essential that your installation plan includes cross structures. The longer a wall is, the longer the cross-wall must be to support its weight and remain stable.

USE OF WALLS/WALL CARE

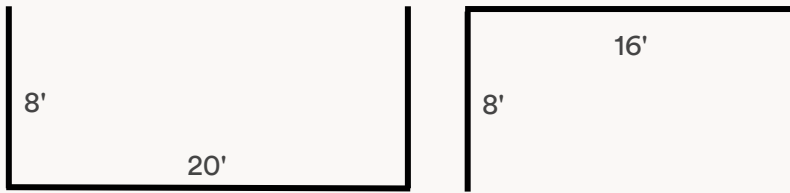
All walls are painted white and inspected before and after every rental. It is forbidden to paint the walls, except for white touch-ups. When hanging, please use drywall screws (1 3/4") or nails.

Examples of Installation Plans

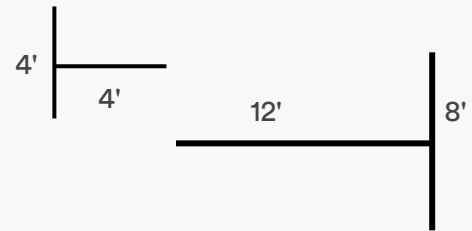
When drawing up your installation plan, remember that to be freestanding, the walls must be supported by perpendicular walls. You must therefore ensure that the cross-walls are long enough to stabilize the structure. The longer a wall is, the longer the cross-wall must be to support its weight and remain stable.

Here are some examples of suitable installation plans.

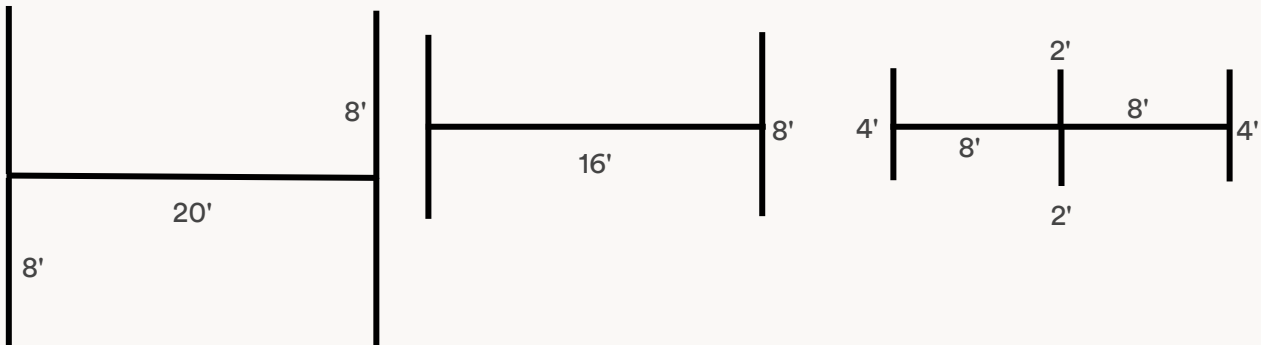
✔ U SHAPE



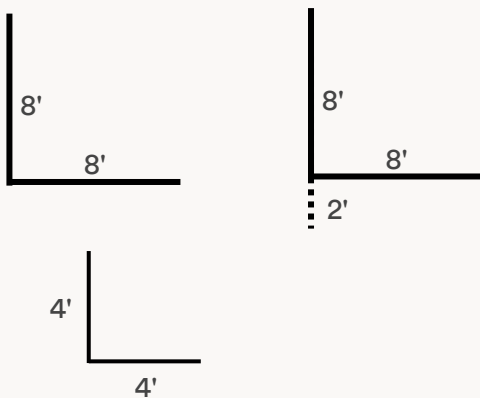
✔ T SHAPE



✔ H SHAPE



✔ L SHAPE



✔ S SHAPE



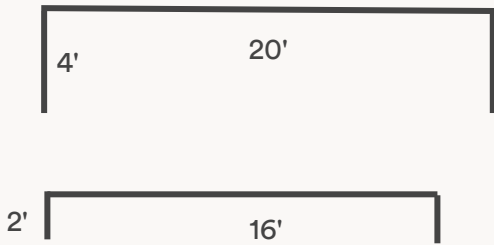
Examples of Unstable Structures

It is impossible to erect a wall on its own, without a perpendicular wall. It is also impossible to erect a wall supported by cross-walls that are too short. The structure would be too unstable and the installation would be unsafe.

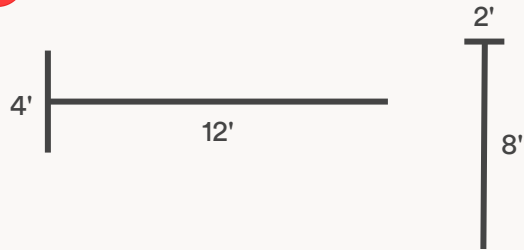
Here are a few examples of ineligible installation plans.

If you submit an ineligible installation plan, we will suggest modifications.

X U SHAPE



X T SHAPE



X L SHAPE



X H SHAPE



X S SHAPE





Rates and Quote Request

RATES

Rental rates include delivery, installation, deinstallation and pick-up of walls by AGAC's technical team. Rates vary according to the duration of the rental, the technical difficulty of the installation plan and the format and quantity of walls required.

HOW TO REQUEST A QUOTE

To obtain a quote, send a request to: info@agac.ca

Your request must include :

- an installation plan or a layout sketch of how you wish to position the walls in space
- the dates and duration of rental
- the format and quantity of walls required

Contact

Marie-Jeanne Gagnon
Project Coordinator
marie-jeanne@agac.ca



Association des galeries
d'art contemporain
Contemporary Art
Galleries Association